



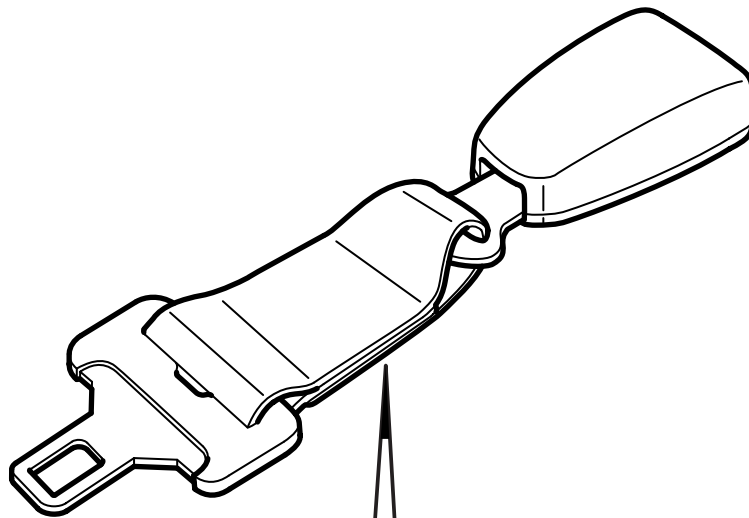
SAAB

**MONTERINGSANVISNING · INSTALLATION INSTRUCTIONS
MONTAGEANLEITUNG · INSTALLATIONS DE MONTAGE**

Saab 900 M90-93, Saab 900 M94-, Saab 9000 M89-, Saab 9-3, Saab 9-5

Seatbelt extender

Accessories Part No.	Group	Date	Instruction Part No.	Replaces
400 129 250	8:53-19	May 00	53 31 038	

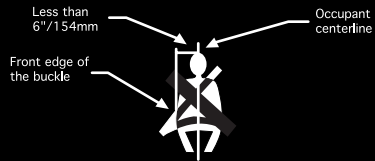


⚠ WARNING Lap Belt Extender

Do not use extender;

- Unless it is physically required in order to wear the vehicle's safety belt,
- If it causes the distance between the front edge of the buckle and the center of the occupant's body to be less than 6 inches / 154mm.

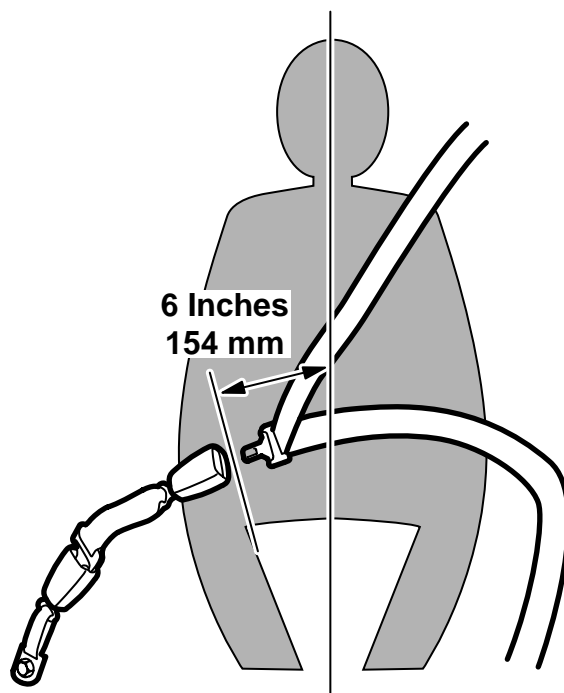
Extender must only be used in the vehicle and seating position it was provided for. Remove and stow when not in use.



Saab Automobile AB

5330972

E980A271



E980A272

Important**⚠ WARNING**

Do not use the seatbelt extender:

- If it is not physically necessary for the use of the vehicle's seatbelt.
- If distance from the front edge of the seatbelt extender buckle to the centre line of the wearer's body is less than 154 mm (6").

The seatbelt extender may only be used in the vehicle it was designed for and by the adult occupants that fulfil the criterion of step 7 on page 5.

Remove and stow away the seatbelt extender when it is not being used by the person who requires it.

This seatbelt extender should only be used if the existing seatbelt is insufficiently long for adult occupant.

⚠ WARNING

The seatbelt extender should normally only be used by adults who are unable to buckle their seatbelt without its use. If the vehicle's seatbelt can be buckled in the normal way, the extender should not be used. Incorrect use of the seatbelt extender could result in an increased risk of personal injury in the event of a collision. Follow these instructions carefully to avoid this risk.

When a seatbelt extender is used, the position of the chest strap is altered. If the seatbelt extender is used by a person who does not require it, the position of the chest strap may be incorrect and increase the risk of personal injury. Follow steps 1-9 to avoid this risk.

⚠ WARNING

The seatbelt extender must not be left in the car's seatbelt buckle as it could then be used incorrectly. If the seatbelt extender is left in the seatbelt buckle of one of the front seats, the seatbelt reminder system is disabled.

- 1 Read the car's Owner's Manual to acquaint yourself with how the seatbelt should be adjusted.
- 2 Position the seat as desired.
- 3 Pull the seatbelt across the body and try to buckle up without using the seatbelt extender. Do not use the extender merely to facilitate buckling up. Only use the extender if it is not possible to buckle up without it.
- 4 Insert the belt tongue of the car seatbelt into the seatbelt extender buckle. The label on the seatbelt extender should be facing towards the wearer's body.
- 5 Insert the seatbelt extender tongue into the car seatbelt buckle.
- 6 Pull the chest strap until the hip strap is tight across the hips. This is especially important if thick clothing is worn.

 **WARNING**

If the distance from the front edge of the seatbelt extender buckle to the centre line of the wearer's body is less than 154 mm (6"), this can increase the risk of personal injury in the event of a collision. Follow the instructions in step 7 to avoid this risk.

- 7 When the seatbelt extender is in position, it is vital that the distance from the front edge of the seatbelt extender buckle to the centre line of the wearer's body is less than 154 mm (6"). If this distance is less than 154 mm (6"), it should be possible to use the car's seatbelt without the use of the seatbelt extender.
- 8 If the position of the seat is changed, or if the occupant sits in a different seat or has different clothing (e.g. no thick winter clothing), the seatbelt extender may not be required. Check as described in steps 1-7 above if the extender is required.
- 9 Remove and stow away the seatbelt extender when it is not being used by the person who requires it. Only adults who fulfil the criterion in steps 1-7 should use the seatbelt extender.

 **WARNING**

If a person who does not fulfil the criterion of steps 1-7 uses the seatbelt extender, the risk of personal injury may increase. The seatbelt extender must not be used in such cases.